

## Overview

Hot display units incorporating a dry well Bain-marie, fitted with Moffat's renowned innovative Sahara Fan heating cell. Easily removable for cleaning and maintenance. This forced-air, convection, heated bain-marie with accurate, digital control and specially designed air ducting offers unparalleled flexibility of use. No additional plumbing. No need to maintain water levels. No issues with water scale. These dry heat display units are designed to maintain pre-heated, cooked food at a regulated temperature. Suitable for the display of most types of hot foods, designed to accommodate various combinations of Interchangeable Gastronorm type pans up to 150 mm deep.




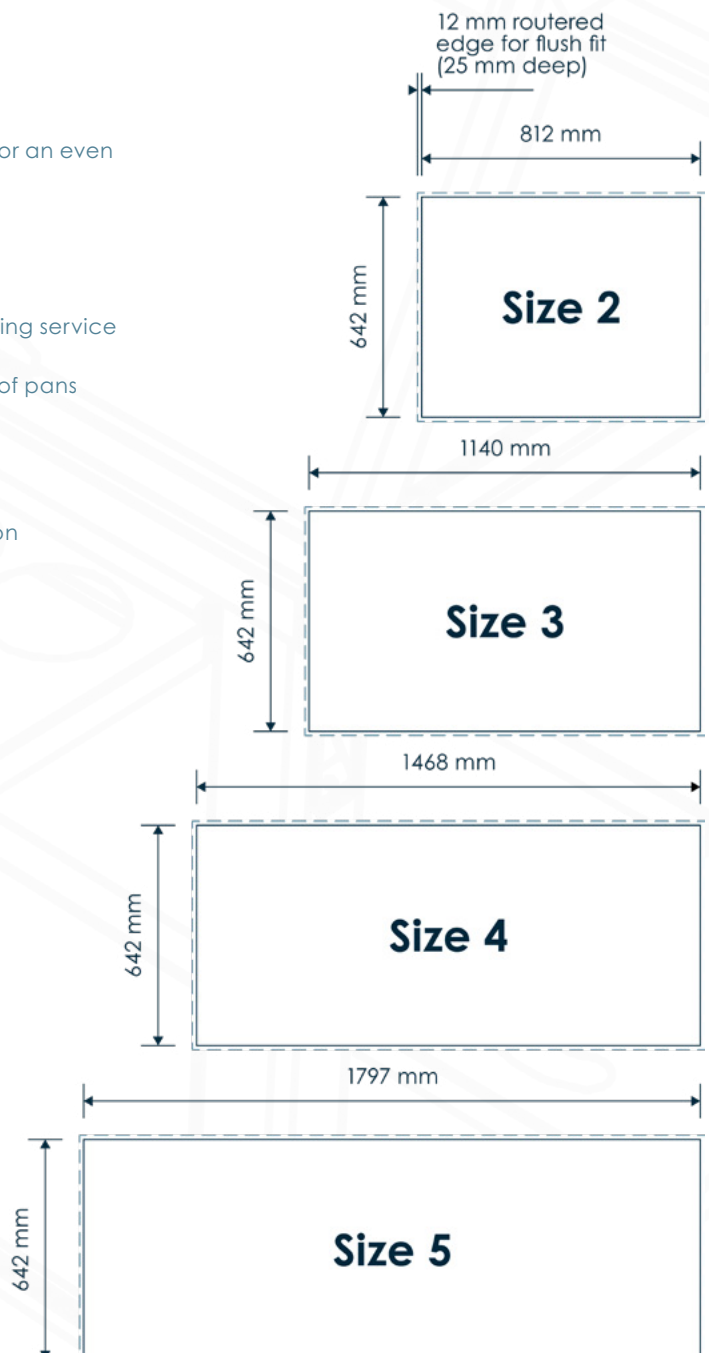
## Key Features:

- Very fast heat up and recovery time
- Digitally thermostatically controlled Bain-marie well.
- Unique, removable, forced air heating cell and air ducting for an even heat spread
- Low maintenance, easily cleaned, and highly efficient with recirculating hot air.
- Gastronorm pans can be swapped out and replenished during service
- A unique raised lip around the well allows the easy removal of pans
- 4 models in the range holding 2 to 5 GN 1/1 Gastronorm type containers
- Various mixed sizes of Gastronorm pans can be used in unison
- 24 hour operation [Bain-marie opening must all be fitted with Pans or covers during service]
- Self-contained unit. Electrics are integral no awkward fitting under counter control boxes
- Fully insulated

## Options:

- Double sided Island Glass Curved or Shear line type
- Heavy Duty spiked Stainless Steel Carving pad (Code: FTPC)
- Glass Hot Top adaptor [Neo-Ceram] (Code: DNCA)
- Round Pot Adaptor & 2 x 4.5 litre Pots with lids (Code: DRP4)
- Round Pot Adaptor & 2 x 7.0 litre Pots with lids (Code: DRP7)
- Gastronorm Pans

## Cut-Out Dimensions:



	Model	Weight (kg)	L x W (mm)	Height above display top	GN 1/1 Capacity	No. of 220w lamps	Electrical Supply	Power Rating (kw)
1. No Gantry	D2BMNG	23	830 x 660	13	2	N/A	13amp	0.9
	D3BMNG	29	1158 x 660	13	3	N/A	13amp	1.5
	D4BMNG	36	1486 x 660	13	4	N/A	13amp	1.5
	D5BMNG	44	1814 x 660	13	5	N/A	13amp	1.9

2. Curved Glass Open Front	D2BM	30	830 x 660	408	2	1	13amp	1.12
	D3BM	38	1158 x 660	408	3	2	13amp	1.94
	D4BM	47	1486 x 660	408	4	3	13amp	2.16
	D5BM	57	1814 x 660	408	5	4	13amp	2.78

(+ "I" to end of model code for island model with double sided, curved glass screen)

3. Curved Glass Closed Front	D2BMF	38	830 x 660	408	2	1	13amp	1.12
	D3BMF	47	1158 x 660	408	3	2	13amp	1.94
	D4BMF	57	1486 x 660	408	4	3	13amp	2.16
	D5BMF	68	1814 x 660	408	5	4	13amp	2.78


4. Square Glass Open Front	D2BMSL	36	830 x 660	396	2	1	13amp	1.12
	D3BMSL	47	1158 x 660	396	3	2	13amp	1.94
	D4BMSL	59	1486 x 660	396	4	3	13amp	2.16
	D5BMSL	71	1814 x 660	396	5	4	13amp	2.78

(+ "I" to end of model code for island model with double sided, square glass screen)

5. Square Glass Closed Front	D2BMSLF	44	830 x 660	396	2	1	13amp	1.12
	D3BMSLF	55	1158 x 660	396	3	2	13amp	1.94
	D4BMSLF	67	1486 x 660	396	4	3	13amp	2.16
	D5BMSLF	79	1814 x 660	396	5	4	13amp	2.78

6. Curved Glass Deli (shelf not heated)	D2BMD	40	830 x 660	540	2	1	13amp	1.12
	D3BMD	52	1158 x 660	540	3	2	13amp	1.94
	D4BMD	65	1486 x 660	540	4	3	13amp	2.16
	D5BMD	76	1814 x 660	540	5	4	13amp	2.78

7. Square Glass Deli (shelf not heated)	D2BMDSL	44	830 x 660	540	2	1	13amp	1.12
	D3BMDSL	54	1158 x 660	540	3	2	13amp	1.94
	D4BMDSL	67	1486 x 660	540	4	3	13amp	2.16
	D5BMDSL	79	1814 x 660	540	5	4	13amp	2.78



E&R Moffat Ltd.  
Bonnybridge  
FK4 2BS  
Scotland

Find us on:



1963 - 2018

www.ermoffat.co.uk  
+44 (0) 1324 812272  
sales@ermoffat.co.uk